



1300 x 1180 mm



11 kg



Steel / powder-coated

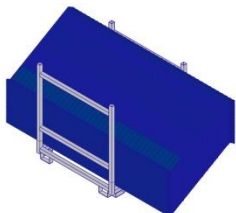
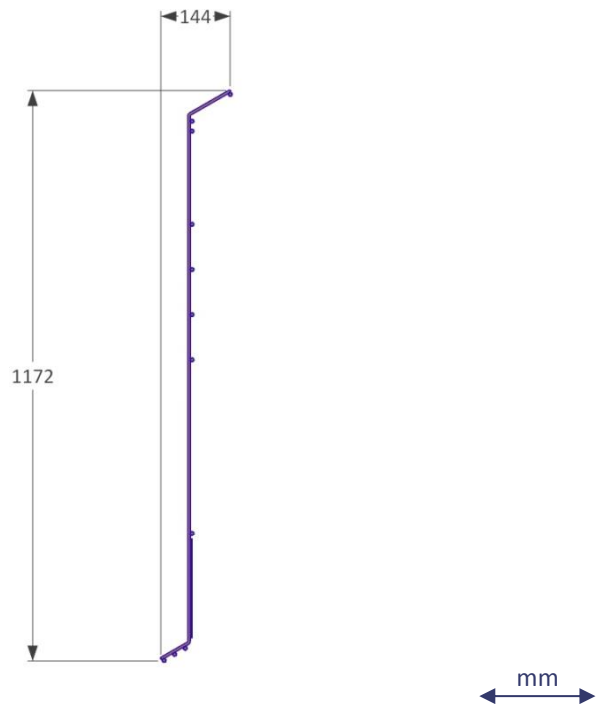
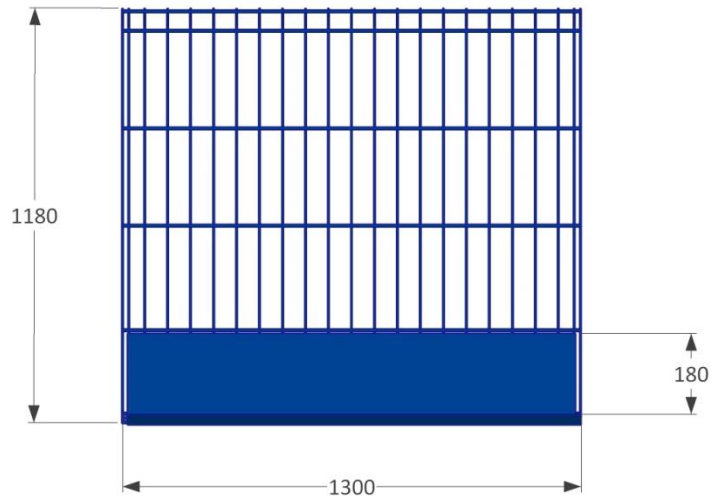


EN 13374, class A

Description

The Vivatec steel mesh barrier is light but still extremely robust. Each welded spot can withstand a load of up to 500 kg. The edge protection barrier replaces the classic 3-part edge protection because it is handrail and toeboard in one.

With its light weight, it is a versatile quick-to-assemble system with excellent product quality thanks to the latest production methods. The Vivatec edge protection barrier is height adjustable and offers protection through double edges. A large selection of attachments is available. A variety of RAL-colours and additional hot-dip galvanizing is possible.



60 pcs / Barrier Frame 60



1300 x 1210 x 1500 mm



748 kg

General Safety

Health and Safety Regulation should be followed at all times. For more information → viva-tec.com/safety