

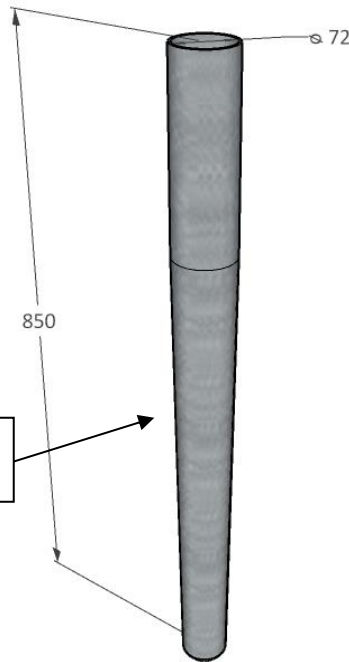
 850 mm / 1000 mm

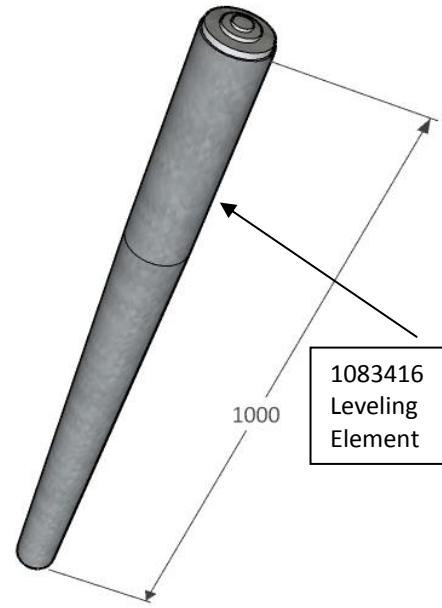
 2,71 kg / 3,9 kg

 Steel / HDG


 EN 795



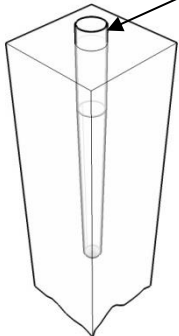
1084410
Alsina Cone



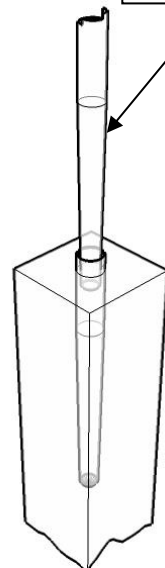
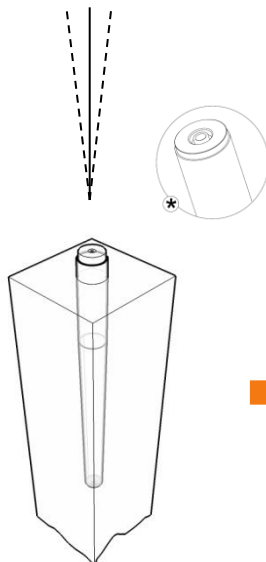
1083416
Leveling Element



1083416
Leveling Element





1084410
Alsina Cone




1083000
Alsipercha



 100+100 pcs / 2 x
Wooden Box

 1000 x 800 x 800 cm

 281 kg / 400 kg